






Colegio Tecnológico Pulmahue  
Miss. Yorka Sepúlveda

### Sexto Básico

Estimados padres y apoderados el objetivo de esta guía de trabajo es que el alumno comprenda como hacer y responder preguntas de información. Para dudas y consultas enviar correo a [Yorka.sepulveda.pulmahue@gmail.com](mailto:Yorka.sepulveda.pulmahue@gmail.com) de 9 a 7pm, en caso de necesitar material extra para el vocabulario también mandar correo. Plazo de entrega: viernes 24 de julio hasta las 2pm

**O.A: Identificar diferentes tipos de preguntas de información**

**O.A2: Completar preguntas aplicando wh-questions words**

QUESTION WORDS IN ENGLISH		
<p><b>Who</b> </p> <ul style="list-style-type: none"> <li>• Ask about person</li> <li>• Who is that woman?</li> </ul>	<p><b>Where</b></p> <ul style="list-style-type: none"> <li>• Asking in or at what place or position</li> <li>• Where do you live? </li> <li>• Where are my boots?</li> </ul>	<p><b>When</b> </p> <ul style="list-style-type: none"> <li>• Asking about time, occasion, moment</li> <li>• When can I see you? </li> <li>• When did you last see him?</li> </ul>
<p><b>Why</b></p> <ul style="list-style-type: none"> <li>• Asking for a reason, explanation</li> <li>• Why were you late? </li> <li>• Why was he late?</li> </ul>	<p><b>What</b></p> <ul style="list-style-type: none"> <li>• Asking for a specific thing, object</li> <li>• What's the matter? </li> <li>• What time is it?</li> </ul>	<p><b>How</b> </p> <ul style="list-style-type: none"> <li>• Asking for a way, manner, form</li> <li>• How does it work?</li> <li>• How do you go to school?</li> </ul>
<p><b>Which</b></p> <ul style="list-style-type: none"> <li>• Asking about choice</li> <li>• Which is better exercise – swimming or tennis?</li> <li>• Which of the applicants has got the job? </li> </ul>	<p><b>How many</b></p> <ul style="list-style-type: none"> <li>• Asking about quantity</li> <li>• Used with countable nouns </li> <li>• How many people were there?</li> </ul>	<p><b>How often</b></p> <ul style="list-style-type: none"> <li>• Asking about frequency</li> <li>• How often do you go swimming? </li> </ul>

Now, apply the questions words in sentences:

Complete the questions with WHO, WHAT, WHEN, WHERE, WHY and HOW

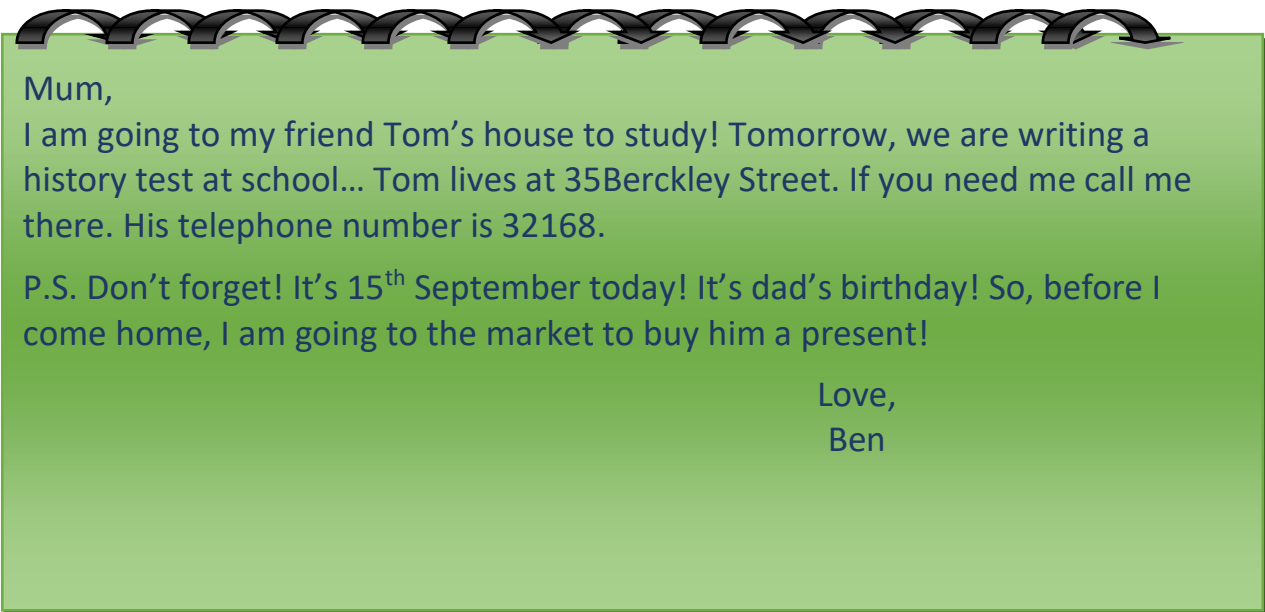
- \_\_\_\_\_ is he? – He's my teacher.
- \_\_\_\_\_ is my bag? – It's in the kitchen.
- \_\_\_\_\_ is your Birthday? – It's on 5th April.
- \_\_\_\_\_ is this? – It's your present. Happy Birthday!
- \_\_\_\_\_ is the lesson? – It's in room 5.
- \_\_\_\_\_ are you from? – I'm from Japan.
- \_\_\_\_\_ is the concert? – It's today!
- \_\_\_\_\_ is your phone number? – It's 0987654321.
- \_\_\_\_\_ is James? – He's my brother.
- \_\_\_\_\_ old, is he? – He's 25.

NEXT STEP: AS IN THE PREVIOUS EXERCISE COMPLETE WITH THE QUESTION WORD, THEN ANSWER THE QUESTIONS WITH YOUR OWN WORDS.

Fill in the blanks with appropriate word: **who, what, where, why, which, when**. Then answer the questions.

- 1) ..... is your favorite song?
- 2)..... is the best football player in the world?
- 3)..... is London?
- 4)..... is your friend's birthday?
- 5)..... is your birthday party?
- 6)..... are you going on holidays?
- 7)..... is your best friend?

FINAL STEP, READ THE TEXT AND ANSWER THE QUESTIONS ABOUT IT.



1. Who is writing the note?	2. Who is Tom?
3. Why are Ben and Tom studying today?	4. When are they writing a test?
5. Where does Tom live?	6. What is his telephone number?
7. What day is it today?	8. What is he buying?